

SPECIFICATIONS



The advantage of the ACE HT

India's first TATA ACE Pick Up
Big diesel power, now in a compact 4-wheeler commercial vehicle. Bringing together economy, comfort and safety in a small and sturdy format.

Big on SAFETY

The ACE HT meets all safety norms including a frontal crash safety; roof crush and rear wall strength – a first in it's class. Seat belts are provided for both occupants.

Big on PERFORMANCE

Economical, maintenance-free, fuel-efficient, powerful diesel engine, higher ground clearance and higher loading capacity. Convenient loading height-lowest in its class. Flat and largest loading area in its class.

Big on STYLING/COMFORT

Fully-built sheet metal cab for comfort and protection. Styled like sun visor, adjustable, elegant seats, ventilation arrangement and car-like interiors offer a unique experience.

Big on SAVING

Maximum loading area and load capacity, long distance capability, low maintenance costs and the TATA reliability makes it the ideal business partner. Drive small, think big.

TATA Advantage

A warranty of 36,000 Kms / 12 months, a service/sales point within 100Kms and a 24-hour Customer Assistance Center.

TATA ACE HT Bharat Stage II and III ENGINE

Model TATA 275IDI NA BS – II (and BS-III)
Type 4-stroke, naturally aspirated, indirect injection diesel engine

Max. Output 16hp@3200rpm
Max. Torque 3.8 mkg@2000rpm
Displacement 702cc
Special Items catalytic converter (only in BS III)

CLUTCH Single plate dry friction diaphragm type
Gear Box GBS 65-4/6-31
Type Synchronesh (4forward gears), Sliding mesh (reverse gear)

STEERING Mechanical, variable ratio (20.5 to 24.5), 380 mm dia

BRAKES
Type Dual circuit hydraulically activated
Front Disc Brakes
Rear Drum brakes (200mm dia x 30mm)
Parking brake Cable Operated mechanical linkages acting on rear wheels

SUSPENSION
Type Parabolic leaf spring suspension at both front and rear
Shock absorber Hydraulic double-acting telescopic type both front and rear

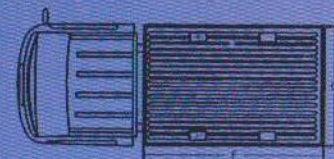

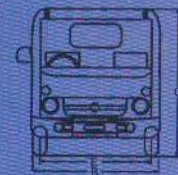
WHEELS AND TYRES
Tyres 145R12LT 8PR RADIAL

DIMENSIONS	(in mm)
Length (A)	3800
Width (B)	1500
Height (C)	1820
Wheelbase (D)	2100
Track Front (E)	1300
Track Rear	1320
Loading Deck Length (F)	2200
Loading Deck Width (G)	1500
Height of side panels (H)	300
Loading Height from the ground (I)	676
Min Turning Circle Dia	4.3m

FUEL TANK Capacity 30 litres

PERFORMANCE
Max. Speed 60kmph
Max. Gradeability 22%
Max. Restartability 15%

WEIGHTS
Max. GVW 1550kg
Kerb Weight 805kg
Seating Capacity Driver + 1



TATA ACE

माइलेज प्रचुर, फाइवा असूर

The illustrations may show accessories and items of optional equipment which are not part of the standard specifications. Colours may vary slightly from those shown, owing to printing process.

Tata Motors reserves the right to change and vary the design, technical details and specifications without prior notice, as the company policy is of continuous product improvement.